

<< Inductive Sensor

Temperature Extension-Low Temperature-M30



Description:

Brass nickel-plated, threaded barrel, DC 2-wire output, temperature range down to -40°C, IP67 protection class, LED indicator.

Technical Data:

Type	Rated Operating Distance S_n	Mounting	Output	Voltage Range U_B	Rated Current	Switching Frequency	Ambient Temperature	Connection	Fig
Fi10-M30-OD6L/TB40	10mm	Flush	DC NO	10...30VDC	≤100mA	400Hz	-40...70°C	2m cable	Fig.1
Fi10-M30-CD6L/TB40	10mm	Flush	DC NC	10...30VDC	≤100mA	400Hz	-40...70°C	2m cable	Fig.1
Ni15-M30-OD6L/TB40	15mm	Non-flush	DC NO	10...30VDC	≤100mA	200Hz	-40...70°C	2m cable	Fig.2
Ni15-M30-CD6L/TB40	15mm	Non-flush	DC NC	10...30VDC	≤100mA	200Hz	-40...70°C	2m cable	Fig.2
Fi10-M30-OD6L-Q12/TB40	10mm	Flush	DC NO	10...30VDC	≤100mA	400Hz	-40...70°C	M12 Connector	Fig.3
Fi10-M30-CD6L-Q12/TB40	10mm	Flush	DC NC	10...30VDC	≤100mA	400Hz	-40...70°C	M12 Connector	Fig.3
Ni15-M30-OD6L-Q12/TB40	15mm	Non-flush	DC NO	10...30VDC	≤100mA	200Hz	-40...70°C	M12 Connector	Fig.4
Ni15-M30-CD6L-Q12/TB40	15mm	Non-flush	DC NC	10...30VDC	≤100mA	200Hz	-40...70°C	M12 Connector	Fig.4

Dimensions:

Fig.1

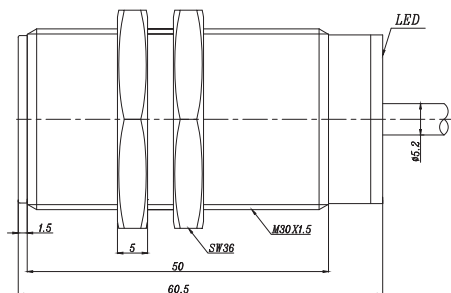


Fig.2

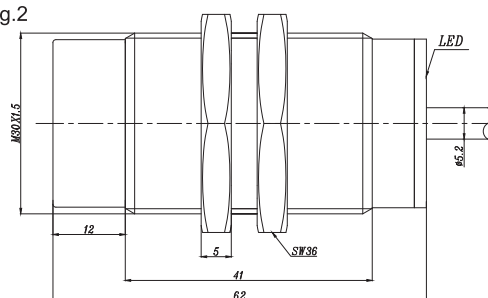


Fig.3

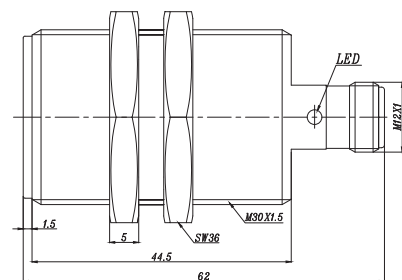
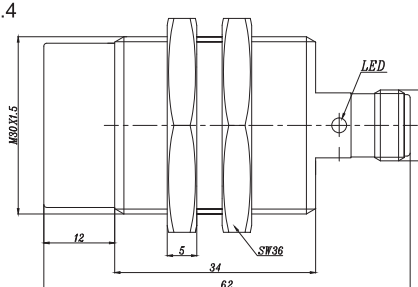


Fig.4



Temperature Extension-Low Temperature-M30



Description:

Brass nickel-plated, threaded barrel, DC 3-wire output, temperature range down to -40°C, IP67 protection class, LED indicator.

Inductive Sensors

Technical Data:

Type	Rated Operating Distance Sn	Mounting	Output	Voltage Range U _B	Rated Current	Switching Frequency	Ambient Temperature	Connection	Fig
Fi10-M30-OP6L/TB40	10mm	Flush	PNP NO	10...30VDC	≤200mA	400Hz	-40...70°C	2m cable	Fig.1
Fi10-M30-ON6L/TB40	10mm	Flush	NPN NO	10...30VDC	≤200mA	400Hz	-40...70°C	2m cable	Fig.1
Fi10-M30-CP6L/TB40	10mm	Flush	PNP NC	10...30VDC	≤200mA	400Hz	-40...70°C	2m cable	Fig.1
Fi10-M30-CN6L/TB40	10mm	Flush	NPN NC	10...30VDC	≤200mA	400Hz	-40...70°C	2m cable	Fig.1
Ni15-M30-OP6L/TB40	15mm	Non-flush	PNP NO	10...30VDC	≤200mA	200Hz	-40...70°C	2m cable	Fig.2
Ni15-M30-ON6L/TB40	15mm	Non-flush	NPN NO	10...30VDC	≤200mA	200Hz	-40...70°C	2m cable	Fig.2
Ni15-M30-CP6L/TB40	15mm	Non-flush	PNP NC	10...30VDC	≤200mA	200Hz	-40...70°C	2m cable	Fig.2
Ni15-M30-CN6L/TB40	15mm	Non-flush	NPN NC	10...30VDC	≤200mA	200Hz	-40...70°C	2m cable	Fig.2
Fi10-M30-OP6L-Q12/TB40	10mm	Flush	PNP NO	10...30VDC	≤200mA	400Hz	-40...70°C	M12 Connector	Fig.3
Fi10-M30-ON6L-Q12/TB40	10mm	Flush	NPN NO	10...30VDC	≤200mA	400Hz	-40...70°C	M12 Connector	Fig.3
Fi10-M30-CP6L-Q12/TB40	10mm	Flush	PNP NC	10...30VDC	≤200mA	400Hz	-40...70°C	M12 Connector	Fig.3
Fi10-M30-CN6L-Q12/TB40	10mm	Flush	NPN NC	10...30VDC	≤200mA	400Hz	-40...70°C	M12 Connector	Fig.3
Ni15-M30-OP6L-Q12/TB40	15mm	Non-flush	PNP NO	10...30VDC	≤200mA	200Hz	-40...70°C	M12 Connector	Fig.4
Ni15-M30-ON6L-Q12/TB40	15mm	Non-flush	NPN NO	10...30VDC	≤200mA	200Hz	-40...70°C	M12 Connector	Fig.4
Ni15-M30-CP6L-Q12/TB40	15mm	Non-flush	PNP NC	10...30VDC	≤200mA	200Hz	-40...70°C	M12 Connector	Fig.4
Ni15-M30-CN6L-Q12/TB40	15mm	Non-flush	NPN NC	10...30VDC	≤200mA	200Hz	-40...70°C	M12 Connector	Fig.4

Dimensions:

Fig.1

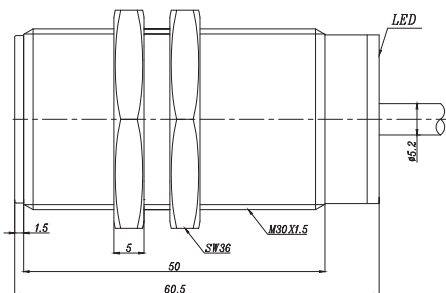


Fig.2

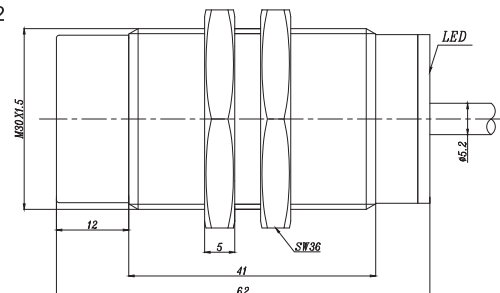


Fig.3

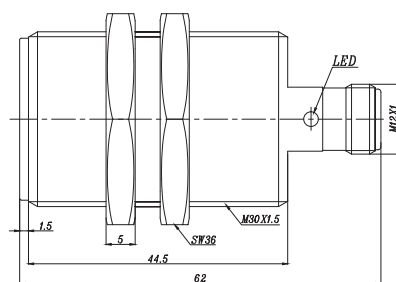
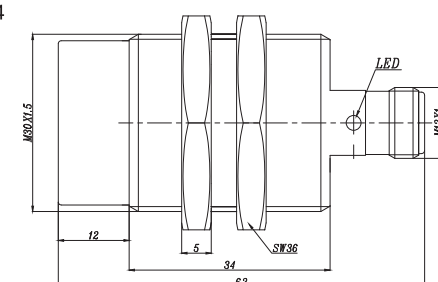


Fig.4



◀◀ Inductive Sensor

Temperature Extension-Low Temperature-M30



Description:

Brass nickel-plated, threaded barrel, AC/DC 2-wire output, temperature range down to -40°C, IP67 protection class, LED indicator.

Technical Data:

Type	Rated Operating Distance Sn	Mounting	Output	Voltage Range U_B	Rated Current	Switching Frequency	Ambient Temperature	Connection	Fig
F10-M30-OA41L/TB40	10mm	Flush	DC/AC NO	20...250VAC/DC	DC≤100mA/AC≤200mA	40Hz	-40...70°C	2m cable	Fig.1
F10-M30-CA41L/TB40	10mm	Flush	DC/AC NC	20...250VAC/DC	DC≤100mA/AC≤200mA	40Hz	-40...70°C	2m cable	Fig.1
Ni15-M30-OA41L/TB40	15mm	Non-flush	DC/AC NO	20...250VAC/DC	DC≤100mA/AC≤200mA	40Hz	-40...70°C	2m cable	Fig.2
Ni15-M30-CA41L/TB40	15mm	Non-flush	DC/AC NC	20...250VAC/DC	DC≤100mA/AC≤200mA	40Hz	-40...70°C	2m cable	Fig.2
F10-M30-OA41L-Q12/TB40	10mm	Flush	DC/AC NO	20...250VAC/DC	DC≤100mA/AC≤200mA	40Hz	-40...70°C	M12 Connector	Fig.3
F10-M30-CA41L-Q12/TB40	10mm	Flush	DC/AC NC	20...250VAC/DC	DC≤100mA/AC≤200mA	40Hz	-40...70°C	M12 Connector	Fig.3
Ni15-M30-OA41L-Q12/TB40	15mm	Non-flush	DC/AC NO	20...250VAC/DC	DC≤100mA/AC≤200mA	40Hz	-40...70°C	M12 Connector	Fig.4
Ni15-M30-CA41L-Q12/TB40	15mm	Non-flush	DC/AC NC	20...250VAC/DC	DC≤100mA/AC≤200mA	40Hz	-40...70°C	M12 Connector	Fig.4

Dimensions:

Fig.1

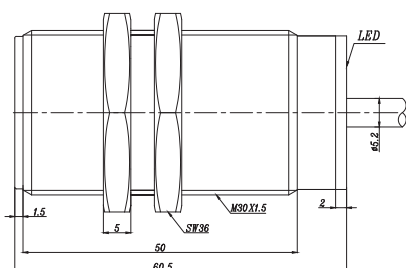


Fig.2

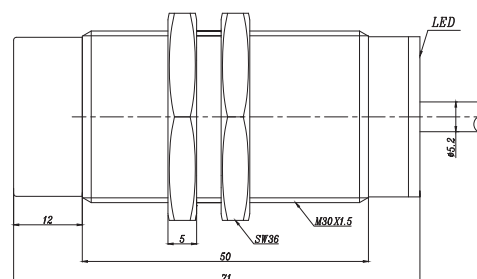


Fig.3

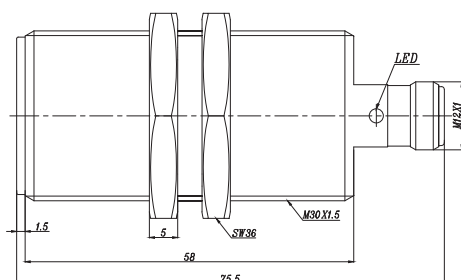


Fig.4

