


# Inductive Sensor

High Pressure Resistant



## Description:

Steel housing, threaded barrel, DC 3-wire output, IP68 protection class, pressure range max. 500 bar, LED indicator.

## Technical Data:

Type	Rated Operating Distance Sn	Mounting	Output	Voltage Range U <sub>B</sub>	Rated Current	Switching Frequency	Ambient Temperature	Connection	Fig
Fi2D-KM14H1-OP6L-Q12	2mm	Flush	NO PNP	10...30VDC	≤200mA	1000Hz	-25...70°C	M12 Connector	Fig.1
Fi2D-KM14H1-ON6L-Q12	2mm	Flush	NO NPN	10...30VDC	≤200mA	1000Hz	-25...70°C	M12 Connector	Fig.1
Fi2D-KM14H1-CP6L-Q12	2mm	Flush	NC PNP	10...30VDC	≤200mA	1000Hz	-25...70°C	M12 Connector	Fig.1
Fi2D-KM14H1-CN6L-Q12	2mm	Flush	NC NPN	10...30VDC	≤200mA	1000Hz	-25...70°C	M12 Connector	Fig.1
Fi2D-KM14H2-OP6L-Q12	2mm	Flush	NO PNP	10...30VDC	≤200mA	1000Hz	-25...70°C	M12 Connector	Fig.2
Fi2D-KM14H2-ON6L-Q12	2mm	Flush	NO NPN	10...30VDC	≤200mA	1000Hz	-25...70°C	M12 Connector	Fig.2
Fi2D-KM14H2-CP6L-Q12	2mm	Flush	NC PNP	10...30VDC	≤200mA	1000Hz	-25...70°C	M12 Connector	Fig.2
Fi2D-KM14H2-CN6L-Q12	2mm	Flush	NC NPN	10...30VDC	≤200mA	1000Hz	-25...70°C	M12 Connector	Fig.2

## Dimensions:

Fig.1

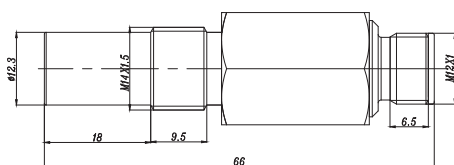
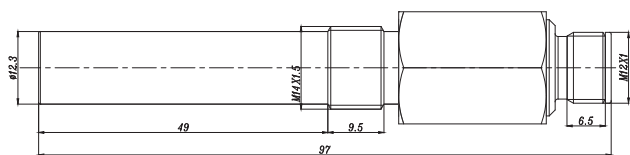


Fig.2



## High Pressure Resistant



### Description:

Integrated stainless steel housing, threaded barrel, DC 3-wire output, IP68 protection class, pressure range max. 500 bar, LED indicator.

### Technical Data:

Type	Rated Operating Distance Sn	Mounting	Output	Voltage Range U <sub>B</sub>	Rated Current	Switching Frequency	Ambient Temperature	Connection	Fig
Fi2D-AM14H1-OP6L-Q12	2mm	Flush	NO PNP	10...30VDC	≤200mA	1000Hz	-25...70°C	M12 Connector	Fig.1
Fi2D-AM14H1-ON6L-Q12	2mm	Flush	NO NPN	10...30VDC	≤200mA	1000Hz	-25...70°C	M12 Connector	Fig.1
Fi2D-AM14H1-CP6L-Q12	2mm	Flush	NC PNP	10...30VDC	≤200mA	1000Hz	-25...70°C	M12 Connector	Fig.1
Fi2D-AM14H1-CN6L-Q12	2mm	Flush	NC NPN	10...30VDC	≤200mA	1000Hz	-25...70°C	M12 Connector	Fig.1
Fi2D-AM14H2-OP6L-Q12	2mm	Flush	NO PNP	10...30VDC	≤200mA	1000Hz	-25...70°C	M12 Connector	Fig.2
Fi2D-AM14H2-ON6L-Q12	2mm	Flush	NO NPN	10...30VDC	≤200mA	1000Hz	-25...70°C	M12 Connector	Fig.2
Fi2D-AM14H2-CP6L-Q12	2mm	Flush	NC PNP	10...30VDC	≤200mA	1000Hz	-25...70°C	M12 Connector	Fig.2
Fi2D-AM14H2-CN6L-Q12	2mm	Flush	NC NPN	10...30VDC	≤200mA	1000Hz	-25...70°C	M12 Connector	Fig.2

### Dimensions:

Fig.1

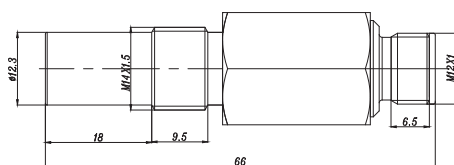


Fig.2

